

E SEGMENTS

Electric Cart



INTRODUCING SWABHIMAAN ELECTRIC CART IN GUJARAT



HEAVY DUTY SHOCKERS



HUGE STORAGE CAPACITY



DIGITAL METER



HEADLAMP




*Rights With Manufacturer

E SEGMENTS


TECHNICAL SPECIFICATION

Input Specifications


Type Of E-Cart	Open Body E - Cart
Power Transmission From Motor To Wheels	Direct Mounting
Sheet Material	Mild Steel As Per IS-2062 Grade
Painting	Powder Cote
Wheel Size	3/75/12
Wheel Base	2080 MM
Wheel Track	850 MM
Brake Type	Rear Drum
Ground Clearance	250 MM
Dimension	L-1524 MM W-1066.8 MM H-457.2 MM
Motor Power	1200 Watt
Controller	24 tube 48 Volt
Convertor	15 Amp
Battery	Lead Acid Set Of 4 Pcs Of 12 Volt & 130 AH (Optional) Lithium Battery 48Volt 80AH Single Battery
Charger	15 Amp
Accessories	1 Pcs Stepney, 1 Pcs FM With Mobile Charger, 1 Pcs Center Lock 1 Set Side Mirror , 1 Set Wheel Cap




LOW COST




NO PETROL



BATTERY POWER



NO NOISE



NO POLLUTION

**GO GREEN
ECO FRIENDLY
E-RICKSHAW**

FEATURES

ECO FRIENDLY | RECHARGEABLE | QUICK START | SILENT OPERATION
EASY TO DRIVE | STRONG BODY | HEAVY DUTY SHOCKERS
TYRES SPECIALLY DESIGNED FOR INDIAN ROADS.

APPLICANTS

PASSENGER CART | HOTELS | RESORTS | SCHOOL | ASHRAM
METRO | BRTS | UNIVERSITY CAMPUS ETC...